

How to Create a PowerSchool Parent Portal Account

To create a parent account select the link from our webpage or use the direct web address below.

Select a School ↕ Language ↕ Login Search... 🔍

HOME ABOUT US NEWS BOARD/ADMIN DEPARTMENTS FOR STUDENTS/PARENTS STAFF LINKS CAREERS CONTACT US

School Re-Entry Information

Click for Aspen View Wellness Supports

Locate Us

3600 48 Ave.
Athabasca, AB T9S 1M8
780-675-7080
1-888-488-0288
email: info@aspensview.org
[Find Us](#)

Upcoming

Welcome to Aspen View Public Schools

Aspen View School Division, more commonly referred to as Aspen View Public Schools or AVPS, is a regional and primarily rural school authority located north of Edmonton, Alberta. AVPS is 9,980 sq km in size.

In October 2019, there were 2,707 Kindergarten to Grade 12 students registered to attend one of AVPS's 10 schools, four Hutterite Brethren schools, two Outreach/Off-Campus/Virtual schools and one Institutional School. Our division employs 388 staff; with 180.875 Full Time Equivalences (FTEs) being teachers or administrators.

Quick Links

- BUS ROUTES
- POWERSCHOOL
- REGISTRATION (K-12)
- SCHOOL CALENDAR
- BOARD OF TRUSTEES
- STAFF LINKS

<https://sis.aspensview.org/public/>


Sign In

Create Account



Create an Account

Create a parent account that allows you to view all of your students with one account. You can also manage your account preferences. [Learn more.](#)



Create Account

Create Account

From the parent portal sign in site select the tab 'Create Account' and follow up with clicking on the blue 'Create Account' link at the bottom of the account setup box.

Create Parent Account

First Name	Mary
Last Name	Brown
Email	mary.brown@gmail.com
Desired Username	maryb
Password Strong
Re-enter Password

Password must:
•Be at least 6 characters long

Enter the information in the fields as per the examples.


Link Students to Account

Enter the Access ID, Access Password, and Relationship for each student you wish to add to your Parent Account

1	Student Name	Danny
	Access ID	bro726
	Access Password	...
	Relationship	Mother
2	Student Name	
	Access ID	
	Access Password	

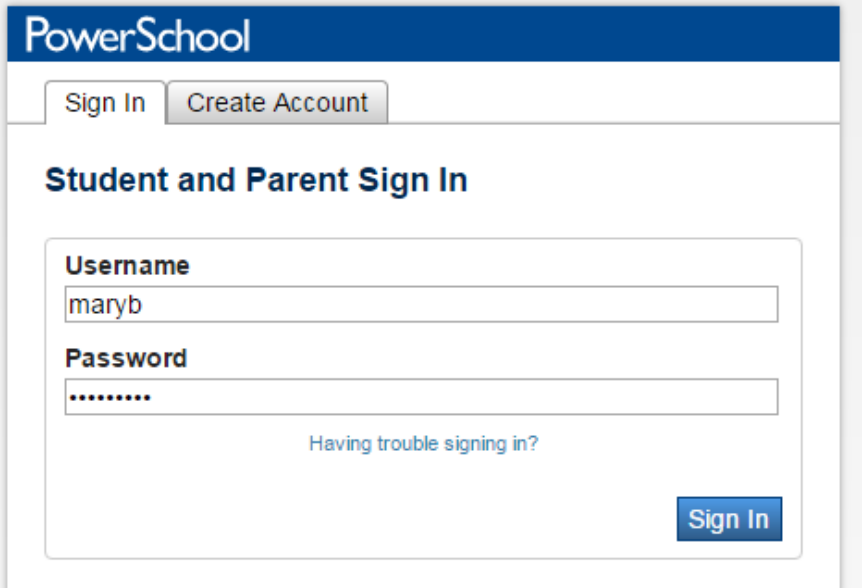
You will find the Access ID and Access Password information for your child/children from a letter received from your child's school. If you do not have this information it may be requested from the school office.

Access ID	
Access Password	
Relationship	-- Choose

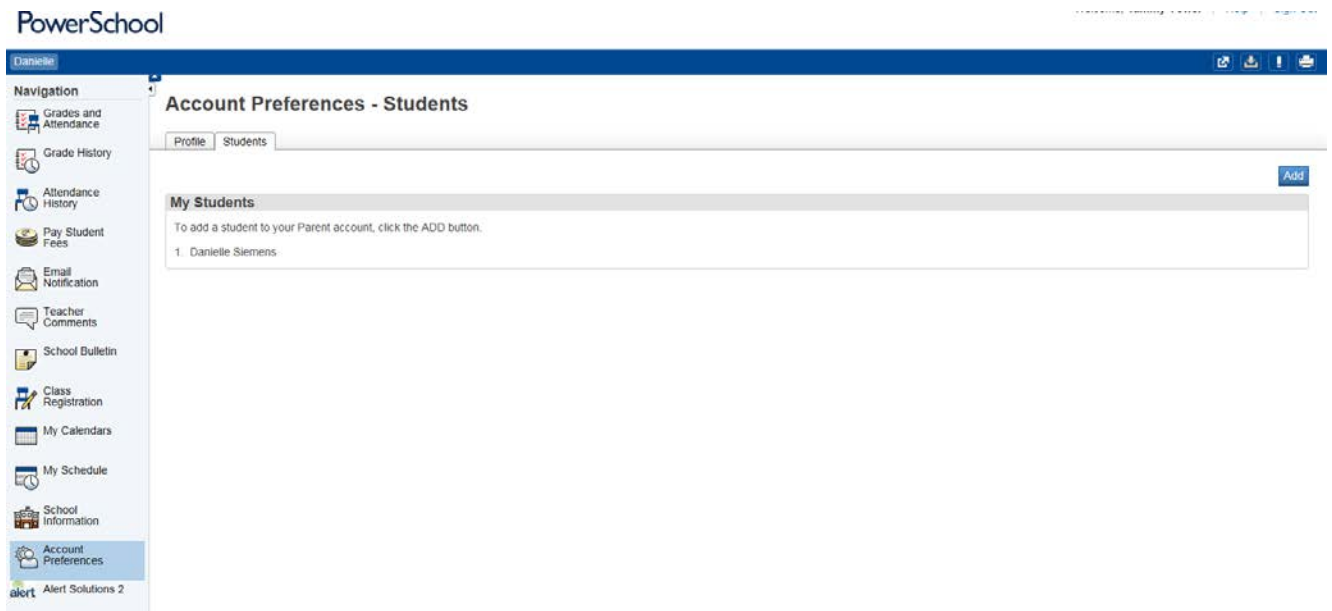
 **Enter**

Once you have set up your account, you should be able to return to the Sign In page and account using the username and password that you set up for yourself.

When you have entered all your information, click on enter at the bottom of the page. You need information for at least one child to set up an account, but are able to add additional children via Preferences in the portal once the account is set up.



To add an additional student to your account select 'Account Preferences' from the left hand menu, click on the 'Students' tab and then click on the blue 'Add' link.



If you require any additional information or experience any problems contact the school office.